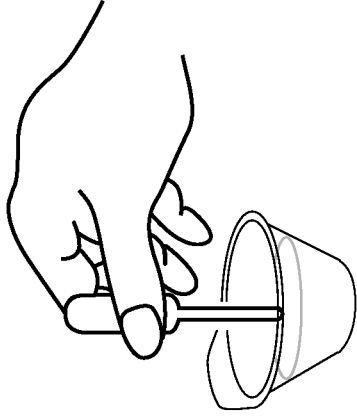


One Step Drug Test Cassette

Procedure Card

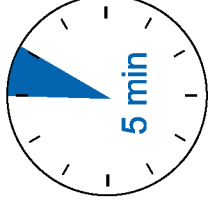
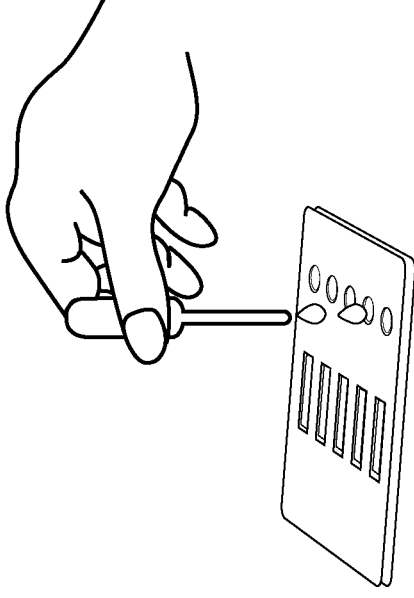
STEP 1

- Label the device with donor identification. Using the specimen dropper, withdraw the urine sample from the specimen collection container.



STEP 2

- Slowly dispense 3~4 drops (approximately 120 μ L) into the sample wells (S), being careful not to overflow the absorbent pad.



STEP 3

- Read results at 5 minutes. Results are stable for 60 minutes.

