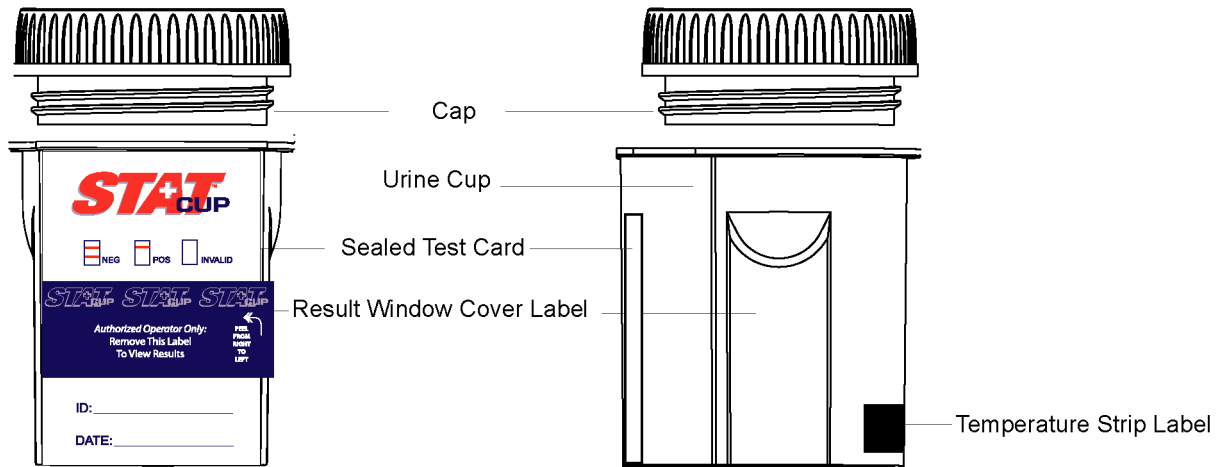


Multi-Drug Screen Test Cup

Procedure Card



1 Remove Cap.



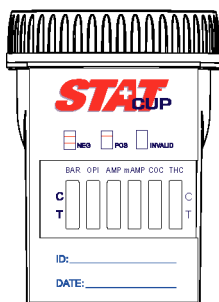
2 Donor provides specimen.




3 Replace the Cap securely. Peel off the blue label that covers the result window.



4 Read results at 5 minutes. Test results remain stable for a minimum of 30 minutes.



Negative results can be read as soon as they appear.
Read positive results at 5 minutes.



All positive results are presumptive and should be confirmed by an alternative method (e.g. GC/MS).
A photocopy of the results can be made by placing the entire sealed cup with the card face down on the copier.