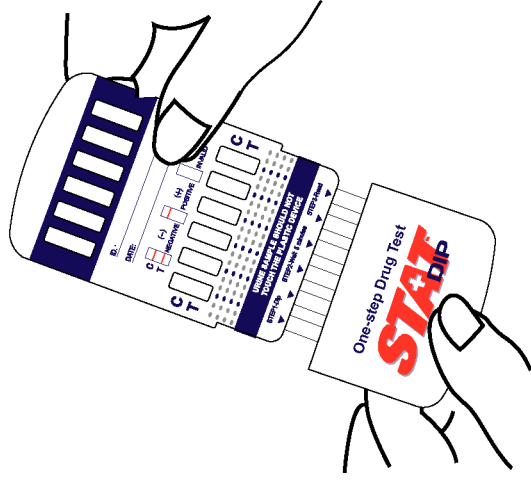


One Step Drug Test Dip Card

Procedure Card

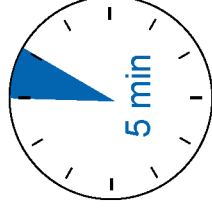
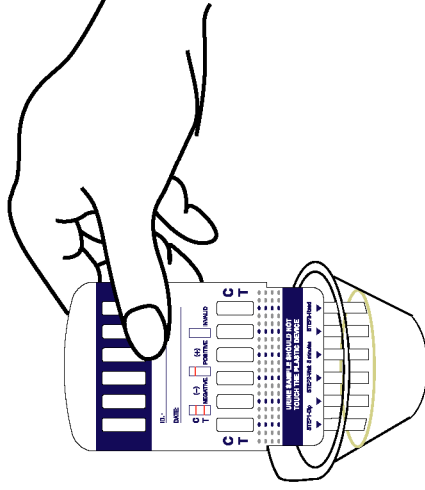
STEP 1

- Label the device with donor or control identifications. Remove the cap from the test device.



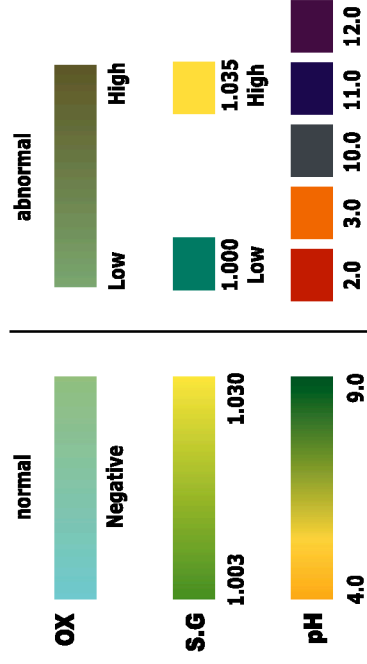
STEP 2

- Immerse the absorbent tip into the urine sample about 10-15 seconds until the migration of urine fluid is observed in the result windows. Urine sample should not touch the plastic device.



STEP 3

- Read results at 5 minutes. Results are stable for 60 minutes.



Interpret adulterant test strip between 3-5 minutes. Refer to enclosed color chart for an accurate interpretation.